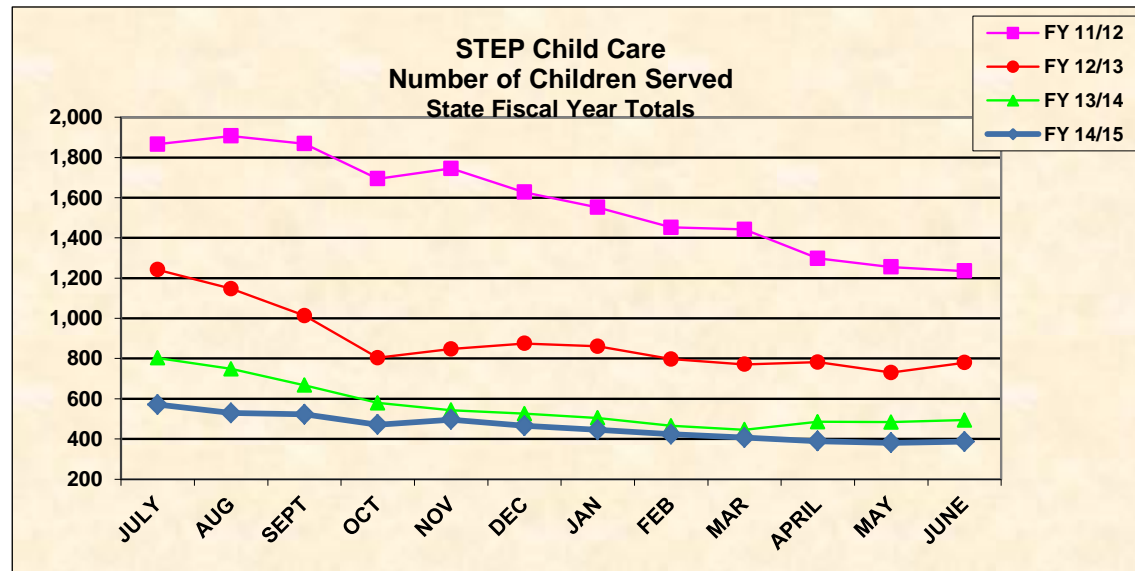


**CHILD CARE ASSISTANCE PROGRAM**  
**State Fiscal Year Totals**

**STEP - Number of Children Served**

MONTH	FY 08/09	FY 09/10	FY 10/11	FY 11/12	FY 12/13	FY 13/14	FY 14/15
JULY	1,798	2,029	2,280	1,866	1,242	803	571
AUG	1,842	2,049	2,335	1,907	1,147	748	529
SEPT	1,680	2,106	1,963	1,868	1,013	667	522
OCT	1,517	2,044	2,138	1,694	804	579	471
NOV	1,550	2,099	1,945	1,745	847	543	496
DEC	1,710	2,170	1,764	1,627	875	526	465
JAN	1,678	2,051	1,628	1,552	861	505	445
FEB	1,644	2,005	1,560	1,452	797	465	423
MAR	1,616	2,019	1,672	1,442	771	446	407
APRIL	1,672	2,006	1,641	1,298	782	485	389
MAY	1,695	1,984	1,692	1,255	730	484	381
JUNE	1,786	2,035	1,740	1,235	779	494	387
<b>Average</b>	<b>1,682</b>	<b>2,050</b>	<b>1,863</b>	<b>1,578</b>	<b>887</b>	<b>562</b>	<b>457</b>
<b>Total</b>	<b>20,188</b>	<b>24,597</b>	<b>22,358</b>	<b>18,941</b>	<b>10,648</b>	<b>6,745</b>	<b>5,486</b>

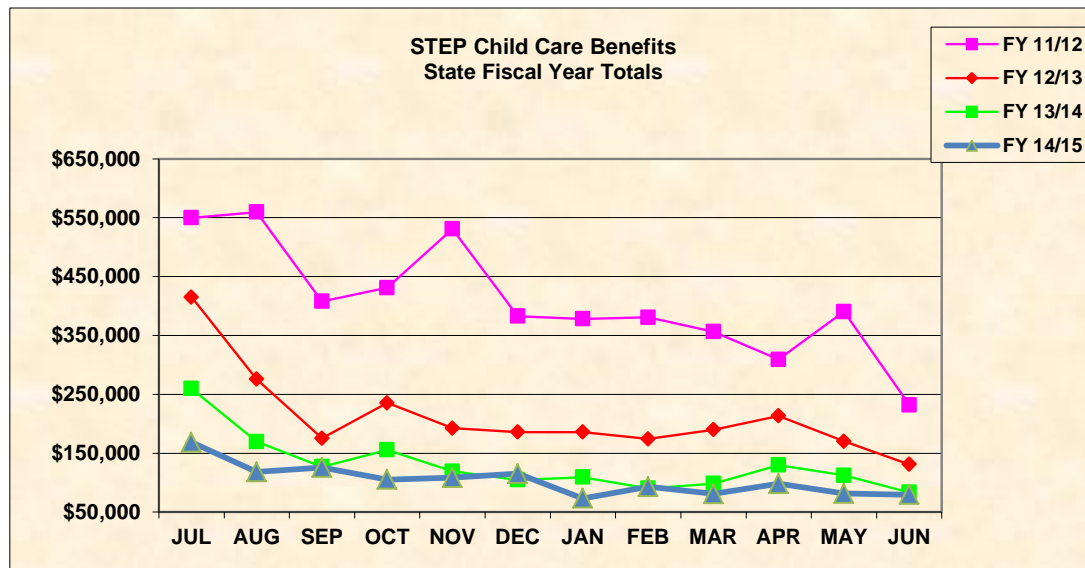


# CHILD CARE ASSISTANCE PROGRAM

## State Fiscal Year Totals

### STEP Child Care - Benefits

MONTH	FY 08/09	FY 09/10	FY 10/11	FY 11/12	FY 12/13	FY 13/14	FY 14/15
JUL	\$635,263	\$719,515	\$780,525	\$549,970	\$414,943	\$259,758	\$168,522
AUG	\$643,515	\$731,112	\$894,775	\$559,447	\$275,778	\$169,706	\$118,174
SEP	\$553,217	\$694,056	\$533,880	\$408,004	\$175,297	\$127,024	\$125,680
OCT	\$530,693	\$706,570	\$578,941	\$431,031	\$235,328	\$155,673	\$105,369
NOV	\$517,599	\$705,201	\$521,774	\$531,008	\$192,545	\$119,214	\$108,504
DEC	\$585,350	\$723,016	\$513,797	\$382,626	\$185,953	\$104,730	\$115,228
JAN	\$575,441	\$696,560	\$345,396	\$378,219	\$185,896	\$109,352	\$73,239
FEB	\$545,105	\$683,046	\$376,552	\$380,764	\$174,329	\$90,483	\$92,872
MAR	\$582,846	\$709,705	\$485,059	\$356,362	\$189,847	\$98,314	\$80,966
APR	\$567,278	\$671,869	\$416,812	\$309,125	\$213,289	\$129,947	\$97,956
MAY	\$561,626	\$654,143	\$478,319	\$390,527	\$170,038	\$112,322	\$81,482
JUN	\$565,905	\$650,908	\$332,308	\$231,834	\$130,973	\$83,533	\$79,513
<b>Average</b>	<b>\$571,986</b>	<b>\$695,475</b>	<b>\$521,512</b>	<b>\$409,077</b>	<b>\$212,018</b>	<b>\$130,005</b>	<b>\$103,959</b>
<b>Total</b>	<b>\$6,863,838</b>	<b>\$8,345,700</b>	<b>\$6,258,139</b>	<b>\$4,908,918</b>	<b>\$2,544,215</b>	<b>\$1,560,056</b>	<b>\$1,247,506</b>

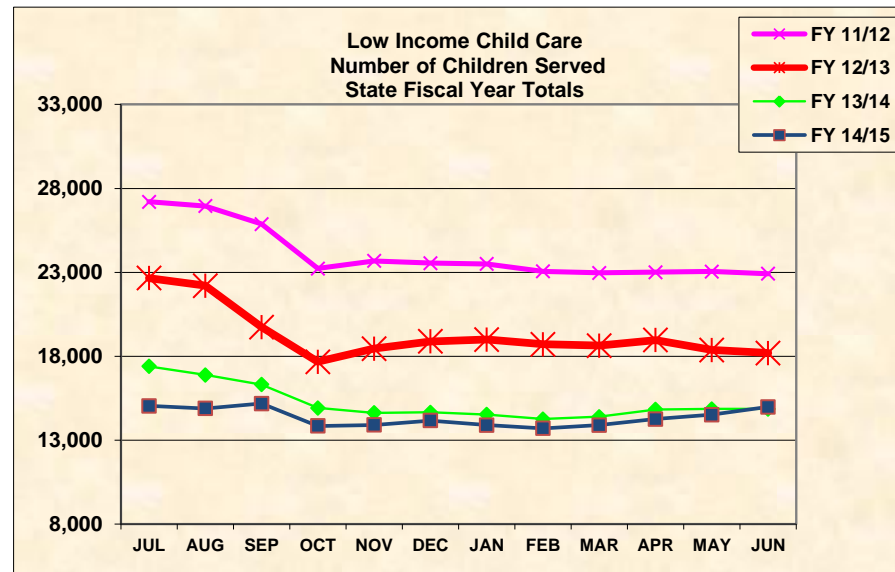


# CHILD CARE ASSISTANCE PROGRAM

## State Fiscal Year Totals

### Low Income - Number of Children Served

MONTH	FY 08/09	FY 09/10	FY 10/11	FY 11/12	FY 12/13	FY 13/14	FY 14/15
JUL	38,576	39,289	34,369	27,207	22,658	17,398	15,040
AUG	38,186	38,912	34,493	26,954	22,208	16,888	14,896
SEP	38,044	38,308	31,911	25,875	19,744	16,322	15,186
OCT	35,824	36,632	32,948	23,227	17,673	14,926	13,848
NOV	36,871	37,387	32,014	23,677	18,457	14,636	13,913
DEC	37,721	36,797	31,186	23,549	18,883	14,666	14,169
JAN	37,370	35,835	30,112	23,504	18,994	14,537	13,898
FEB	36,906	32,665	29,528	23,055	18,717	14,265	13,715
MAR	37,492	34,140	30,316	22,971	18,637	14,400	13,898
APR	38,488	34,721	30,488	23,008	18,966	14,833	14,263
MAY	38,581	34,518	31,031	23,052	18,371	14,864	14,527
JUN	38,319	34,688	30,538	22,923	18,198	14,869	14,987
<b>Average</b>	<b>37,698</b>	<b>36,158</b>	<b>31,578</b>	<b>24,084</b>	<b>19,292</b>	<b>15,217</b>	<b>14,362</b>
<b>Total</b>	<b>452,378</b>	<b>433,892</b>	<b>378,934</b>	<b>289,002</b>	<b>231,506</b>	<b>182,604</b>	<b>172,340</b>

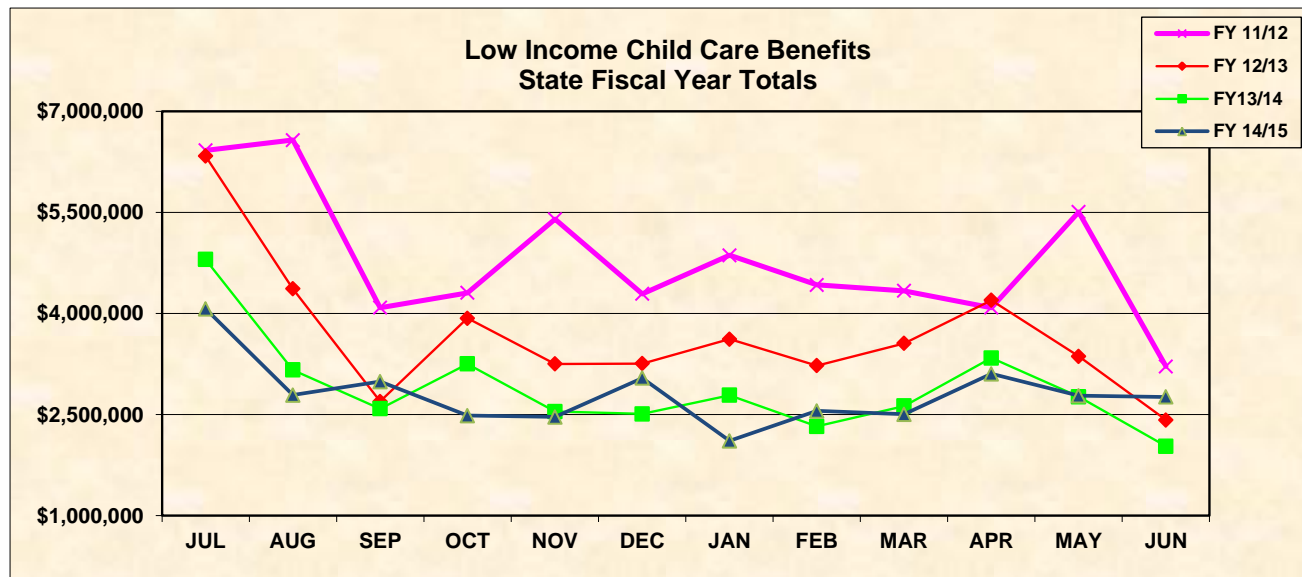


# CHILD CARE ASSISTANCE PROGRAM

## State Fiscal Yearly Totals

### Low Income - Benefits

MONTH	FY 08/09	FY 09/10	FY 10/11	FY 11/12	FY 12/13	FY13/14	FY 14/15
JUL	\$9,894,918	\$10,110,148	\$8,728,390	\$6,422,357	\$6,338,336	\$4,802,793	\$4,068,994
AUG	\$9,844,376	\$9,953,893	\$10,270,412	\$6,575,746	\$4,366,649	\$3,160,410	\$2,789,221
SEP	\$9,398,143	\$9,433,993	\$6,758,740	\$4,085,522	\$2,693,331	\$2,586,299	\$2,988,365
OCT	\$8,120,370	\$8,358,906	\$6,511,270	\$4,306,498	\$3,928,908	\$3,251,701	\$2,483,534
NOV	\$8,209,906	\$8,579,241	\$6,267,327	\$5,398,995	\$3,252,304	\$2,542,591	\$2,462,295
DEC	\$8,634,543	\$8,497,696	\$6,925,367	\$4,290,900	\$3,256,548	\$2,508,629	\$3,041,242
JAN	\$8,610,851	\$8,283,121	\$5,175,868	\$4,865,237	\$3,617,790	\$2,786,018	\$2,107,404
FEB	\$8,231,363	\$7,290,515	\$5,426,447	\$4,424,691	\$3,226,041	\$2,322,305	\$2,553,758
MAR	\$8,325,205	\$7,730,754	\$7,045,174	\$4,337,055	\$3,556,843	\$2,626,842	\$2,504,295
APR	\$8,716,823	\$7,855,617	\$5,835,094	\$4,085,731	\$4,197,519	\$3,337,514	\$3,103,023
MAY	\$8,704,437	\$7,657,937	\$7,119,664	\$5,506,998	\$3,364,083	\$2,764,640	\$2,778,139
JUN	\$8,705,575	\$7,579,601	\$4,268,271	\$3,213,741	\$2,419,196	\$2,028,744	\$2,760,057
<b>Average</b>	<b>\$8,783,042</b>	<b>\$8,444,285</b>	<b>\$6,694,335</b>	<b>\$4,792,789</b>	<b>\$3,684,796</b>	<b>\$2,893,207</b>	<b>\$2,803,360</b>
<b>Total</b>	<b>\$105,396,509</b>	<b>\$101,331,422</b>	<b>\$80,332,024</b>	<b>\$57,513,471</b>	<b>\$44,217,548</b>	<b>\$34,718,486</b>	<b>\$33,640,326</b>

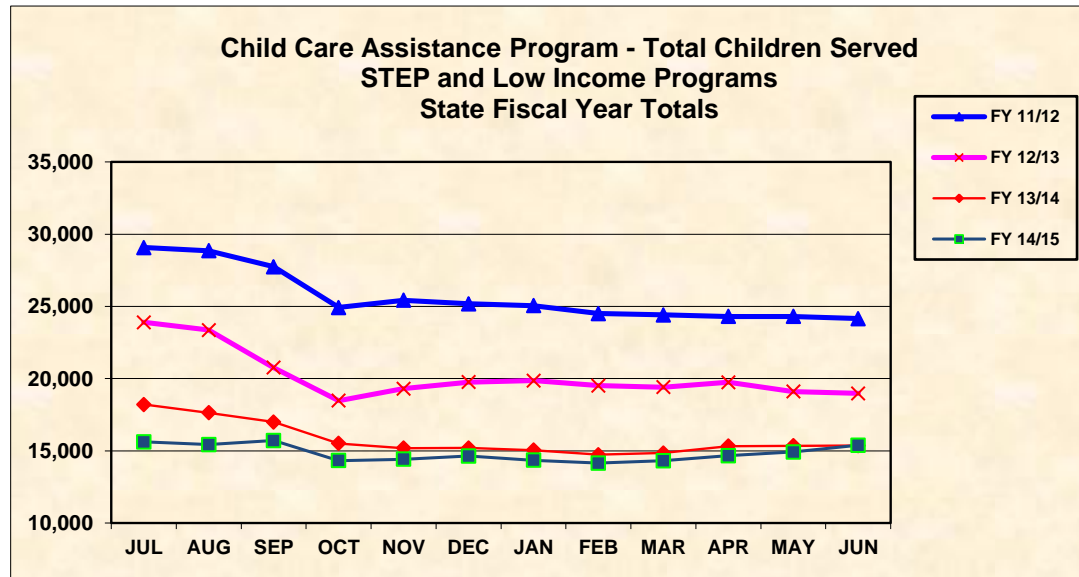


# CHILD CARE ASSISTANCE PROGRAM

## State Fiscal Yearly Totals

Total (STEP + Low Income) Number of Children

MONTH	FY 08/09	FY 09/10	FY 10/11	FY 11/12	FY 12/13	FY 13/14	FY 14/15
JUL	40,374	41,318	36,649	29,073	23,900	18,201	15,611
AUG	40,028	40,961	36,828	28,861	23,355	17,636	15,425
SEP	39,724	40,414	33,874	27,743	20,757	16,989	15,708
OCT	37,341	38,676	35,086	24,921	18,477	15,505	14,319
NOV	38,421	39,486	33,959	25,422	19,304	15,179	14,409
DEC	39,431	38,967	32,950	25,176	19,758	15,192	14,634
JAN	39,048	37,886	31,740	25,056	19,855	15,042	14,343
FEB	38,550	34,670	31,088	24,507	19,514	14,730	14,138
MAR	39,108	36,159	31,988	24,413	19,408	14,846	14,305
APR	40,160	36,727	32,129	24,306	19,748	15,318	14,652
MAY	40,276	36,502	32,723	24,307	19,101	15,348	14,908
JUN	40,105	36,723	32,278	24,158	18,977	15,363	15,374
<b>Average</b>	<b>39,381</b>	<b>38,207</b>	<b>33,441</b>	<b>25,662</b>	<b>20,180</b>	<b>15,779</b>	<b>14,819</b>
<b>Total</b>	<b>472,566</b>	<b>458,489</b>	<b>401,292</b>	<b>307,943</b>	<b>242,154</b>	<b>189,349</b>	<b>177,826</b>



# CHILD CARE ASSISTANCE PROGRAM

## State Fiscal Yearly Totals

Total (STEP + Low Income) Benefits

MONTH	FY 07/08	FY 09/10	FY 10/11	FY 11/12	FY 12/13	FY 13/14	FY 14/15
JUL	\$10,150,064	\$10,829,663	\$9,508,915	\$6,972,328	\$6,742,642	\$5,062,551	\$4,237,516
AUG	\$10,213,776	\$10,685,004	\$11,165,187	\$7,135,193	\$4,642,427	\$3,330,116	\$2,907,395
SEP	\$9,981,850	\$10,128,049	\$7,292,620	\$4,493,526	\$2,868,628	\$2,713,322	\$3,114,044
OCT	\$8,820,743	\$9,065,476	\$7,090,211	\$4,737,529	\$4,164,236	\$3,407,374	\$2,588,903
NOV	\$8,877,674	\$9,284,442	\$6,789,102	\$5,930,003	\$3,444,849	\$2,661,805	\$2,570,799
DEC	\$8,980,458	\$9,220,712	\$7,439,164	\$4,673,526	\$3,442,501	\$2,613,360	\$3,156,471
JAN	\$9,375,377	\$8,979,681	\$5,521,265	\$5,243,456	\$3,803,686	\$2,895,370	\$2,180,643
FEB	\$8,776,583	\$7,973,561	\$5,803,000	\$4,805,455	\$3,400,370	\$2,412,789	\$2,646,631
MAR	\$8,796,632	\$8,440,459	\$7,530,233	\$4,693,417	\$3,746,690	\$2,725,156	\$2,585,260
APR	\$8,998,039	\$8,527,486	\$6,251,906	\$4,394,856	\$4,410,808	\$3,467,461	\$3,200,979
MAY	\$8,900,029	\$8,312,080	\$7,597,983	\$5,897,525	\$3,534,121	\$2,876,962	\$2,859,620
JUN	\$9,111,411	\$8,230,509	\$4,600,579	\$3,445,576	\$2,550,169	\$2,112,277	\$2,839,570
Average	\$9,248,553	\$9,139,760	\$7,215,847	\$5,201,866	\$3,895,927	\$3,023,212	\$2,907,319
Total	\$110,982,634	\$109,677,122	\$86,590,163	\$62,422,390	\$46,751,126	\$36,278,543	\$34,887,832

